


Best Play Dough Recipe

- 2 cups flour
- 1 cup salt
- 2 cups water
- 2 tbs cooking oil
- 2 tsps cream of tartar
- food coloring




Mix together, cook over medium heat until barely solid, (do not over cook) turn out and knead to a smooth consistency. Store in covered container. No need to refrigerate.

©2009 DCarlson www.porcupickle.com. Reproducible for personal & classroom use only. Think, draw, imagine!

Best Play Dough Recipe

- 2 cups flour
- 1 cup salt
- 2 cups water
- 2 tbs cooking oil
- 2 tsps cream of tartar
- food coloring




Mix together, cook over medium heat until barely solid, (do not over cook) turn out and knead to a smooth consistency. Store in covered container. No need to refrigerate.

©2009 DCarlson www.porcupickle.com. Reproducible for personal & classroom use only. Think, draw, imagine!

Best Play Dough Recipe

- 2 cups flour
- 1 cup salt
- 2 cups water
- 2 tbs cooking oil
- 2 tsps cream of tartar
- food coloring




Mix together, cook over medium heat until barely solid, (do not over cook) turn out and knead to a smooth consistency. Store in covered container. No need to refrigerate.

©2009 DCarlson www.porcupickle.com. Reproducible for personal & classroom use only. Think, draw, imagine!

Best Play Dough Recipe

- 2 cups flour
- 1 cup salt
- 2 cups water
- 2 tbs cooking oil
- 2 tsps cream of tartar
- food coloring



Mix together, cook over medium heat until barely solid, (do not over cook) turn out and knead to a smooth consistency. Store in covered container. No need to refrigerate.

©2009 DCarlson www.porcupickle.com. Reproducible for personal & classroom use only. Think, draw, imagine!